



9 TIPS TO FACILITATE SOCIAL SKILLS ACTIVITIES

1. Adapt activities to REAL people and places they know. Imagine you are talking to teacher, friend, name a specific student – include real names of people they know.
2. Give the student a formula to follow (this is where The Social Skills Picture Books are wonderful as they have ready-made photos to show the students situations and what to do!).
3. Repeat with slightly different variations (The Socially Speaking Board Game is a wonderful way to do this).
4. Make quick, fun and repetitive.
5. Tell what to do, not what NOT to do. Instead of NO JAMES it is not your turn. James wait, Sarah first.
6. Catch doing “the right thing!” AND reward (see token systems below).
7. Do not assume they will generalise, they need to practice in different environments.
8. Engage PEERS as they can be great role models and encourage students in a range of situations.
9. **PRACTICE, PRACTICE, PRACTICE.**



The Socially Speaking Board Game comes with fantastic cards of different scenarios. You could use these as a game for the whole class with a partner. Here are 3 examples of the cards.

“Ask what they like doing after school”

First ask sitting too close to person

Ask again, sitting at right distance

Which is better and why?

You know the teacher asked you to take something to school tomorrow, but you have forgotten what it was. Phone a friend to find out.


A group of your friends is playing a maths game. You would like to join in. What could you say to join them?

Another great activity from the *Socially Speaking Board Game* is saying “I have peas for tea” in a range of different emotions. These include: scared, surprised, excited, angry. This is a great quick activity to do with the whole class. For parents, this is a fun car activity too!

Recommended Resources (available online at www.suelarkey.com):


Developing Social Skills

By Sue Larkey and
Gay von Ess




Socially Speaking Board Game

By Alison Schroeder



Socially Speaking

By Alison Schroeder



For more tip sheets, to sign up for a free newsletter or request a free catalogue visit:

www.suelarkey.com